

■ Features

- 0.56 Inch Four Digit Display
- Long lifetime operation
- IC compatible
- Low power dissipation

■ Applications

- Counting device
- Clock

■ Photo

■ Absolute Maximum Rating (Ta=25 °C)

Item	Symbol	Value		Unit
		RA/R/YG/Y	B/G/W	
DC Forward Current	I _F	20	20	mA
Pulse Forward Current*	I _{FP}	100	100	mA
Reverse Voltage	V _R	5	5	V
Power Dissipation	P _t	44	66	mW
Operating Temperature	Topr	-30 ~ +70		
Storage Temperature	Tstg	-40 ~ +85		
Lead Soldering Temperature(1.6mm from seating plane)	Tsol	260 /5sec		

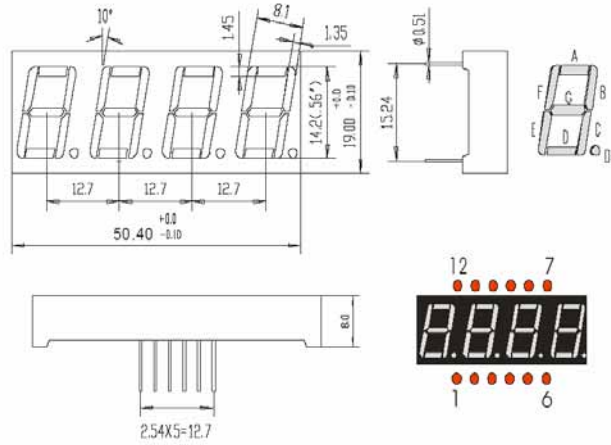
*Pulse width Max.10ms Duty ratio max 1/10

■ Electrical -Optical Characteristics (Ta=25 °C)

Part Number	Color		V _F (V)			I _R (μA)	I _v (mcd)			λD(nm)		
			Min.	Typ.	Max.	Max.	Min.	Typ.	Max.	Min.	Typ.	Max.
			I _F =20mA			V _R =5V	I _F =20mA					
OSL40562-IW(LW)	White	W	-	3.3	4.0	20	-	65	-	X=0.27,Y=0.28		
OSL40562-IB(LB)	Blue	B	-	3.3	4.0	20	-	50	-	-	470	-
OSL40562-IG(LG)	Pure Green	G	-	3.3	4.0	20	-	200	-	-	525	-
OSL40562-IYG(LYG)	Yellow green	YG	-	2.2	2.6	20	-	12	-	-	571	-
OSL40562-IY(LY)	Yellow	Y	-	2.1	2.5	20	-	60	-	-	590	-
OSL40562-IR(LR)	Red	R	-	2.1	2.5	20	-	20	-	-	630	-
OSL40562-IRA(LRA)	high luminance Red	RA	-	2.1	2.5	20	-	100	-	-	625	-

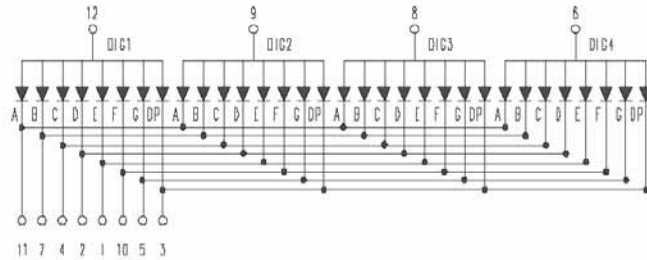
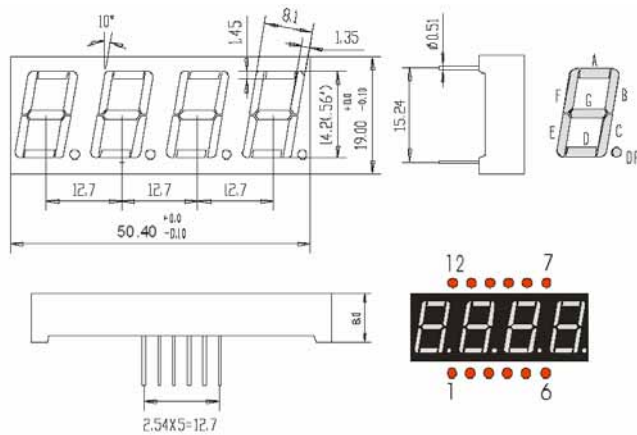
*1 Tolerance of dominant wavelength is±1nm

*2 Tolerance of luminous intensity is±15%

■ Package dimensions and pin function
**OSL40562-IX
(Common Anode type)**


Note:

- 1, Unit : mm(Tolerance:±0.25mm unless otherwise noted)
- 2, The slope angle of any PIN may be±5.0°Max


**OSL40562-LX
(Common Cathode type)**


Note:

- 1, Unit : mm(Tolerance:±0.25mm unless otherwise noted)
- 2, The slope angle of any PIN may be±5.0°Max

